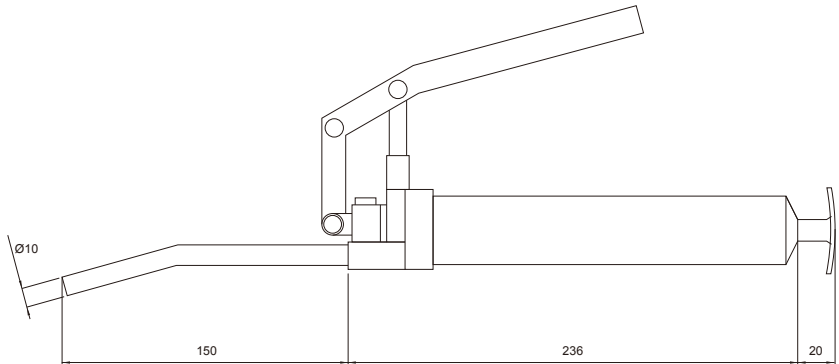


## 润滑油装置-黄油枪

黄油枪安装不同黄油嘴与油管接头型式,可对不同的注油方式进行补充润滑油脂,操作方便,单手即可进行准确的操作。



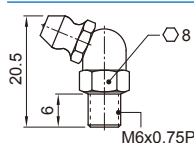
### 规格:

喷出压力	15MPa
喷出量	0.35g / 行程
主体重量	680g(不含油脂)
主体长度	约400mm
整体宽度	约120mm
油嘴外径	$\varnothing 10$ mm

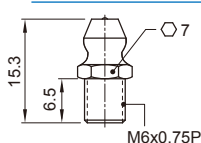
## 黄油嘴与专用油管接头型式及尺寸

### 黄油嘴型式

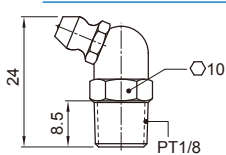
G-M6型



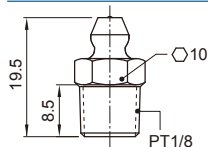
GS-M6型



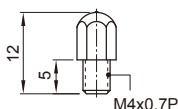
G-PT1/8型



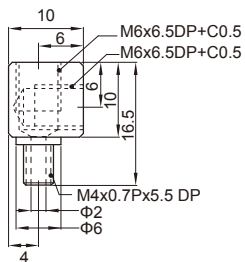
GS-PT1/8型



G-M4型



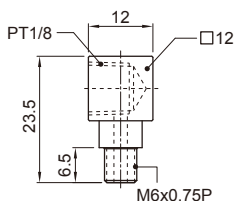
TS-A型(连接装置)



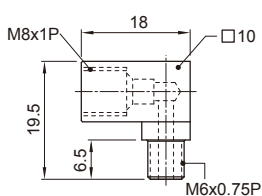
### 专用油管接头型式

• OL型

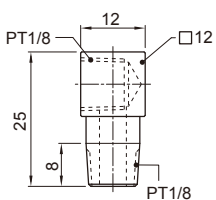
OL-A型



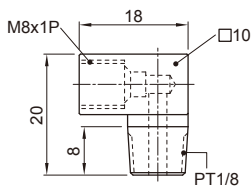
OL-B型



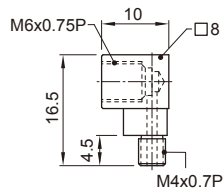
OL-C型



OL-D型

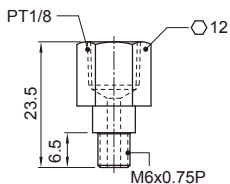


OL-E型

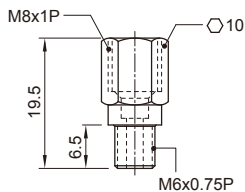


• OS 型

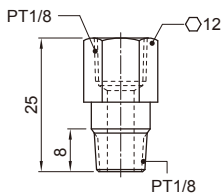
OS-A型



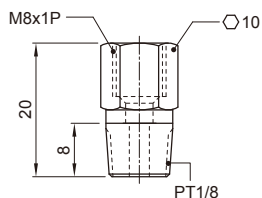
OS-B型



OS-C型



OS-D型



型号						防尘型式							
						SS		DD		ZZ		KK	
MSA15	MSB15	SME15		MSR20		G-M4	OL-E	G-M4L	OL-EL	G-M4L	OL-EL	G-M4L	OL-EL
MSA20	MSB20	SME20				G-M6	GS-M6	G-M6M	GS-M6M	G-M6M	GS-M6M	G-M6L	GS-M6L
MSA25	MSB25	SME25	SMR25	MSR25	MSG21	OL-A	OL-B	OL-AL	OL-BLR	OL-AL	OL-BLR	OL-AL	OL-BLR
MSA30	MSB30	SME30	SMR30	MSR30	MSG27	OS-A	OS-B	OS-AL	OS-BL	OS-AL	OS-BL	OS-AL	OS-BL
MSA35	MSB35	SME35	SMR35	MSR35	MSG35								
MSA45		SME45	SMR45	MSR45		G-PT1/8	GS-PT1/8	G-PT1/8L	GS-PT1/8L	G-PT1/8L	GS-PT1/8L	G-PT1/8L	GS-PT1/8L
MSA55			SMR55	MSR55		OL-C	OL-D	OL-CL	OL-DL	OL-CL	OL-DL	OL-CL	OL-DL
MSA65			SMR65	MSR65		OS-C	OS-D	OS-CL	OS-DL	OS-CL	OS-DL	OS-CL	OS-DL

注: 1.MSA15-ZZ 与 MSA15-DD 选用标准油嘴为 "G-M4"

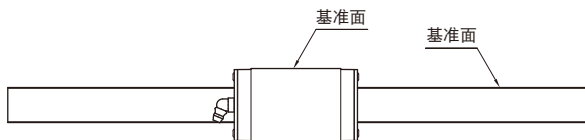
2.MSB15 如选用"OL-E" 直接变更为加长型 "OL-EL"

## 黄油嘴或专用油管接头安装方向与基准面位置的关系

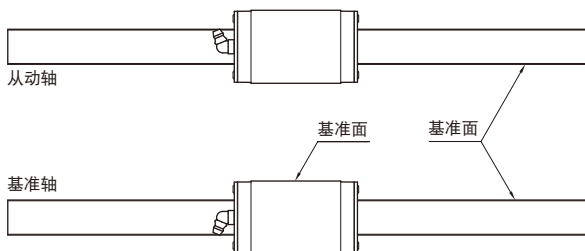
对于润滑接头，出货时以黄油嘴(G-M6、G-PT1/8、G-M4)为标准，其安装方向与导轨滑块基准面位置的关系之标准代码如下表所示。若有其它需求，请于订货时说明润滑接头型号与安装相关位置，PMI将安装好润滑接头后交货。

润滑接头的安装方向与基准面位置的关系

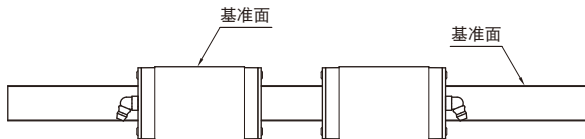
代码: C1R1



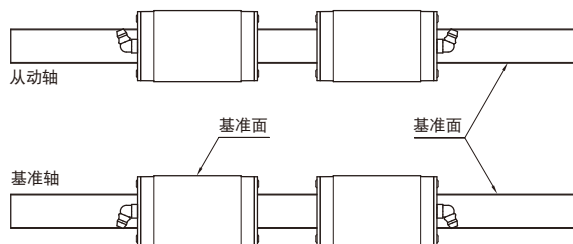
代码: C1R2



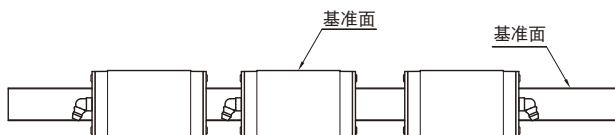
代码: C2R1



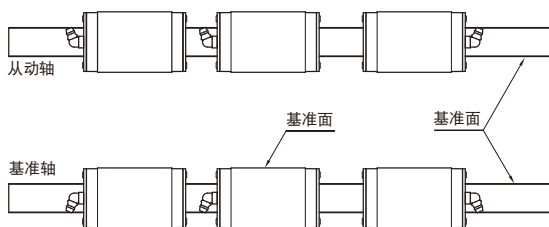
代码: C2R2



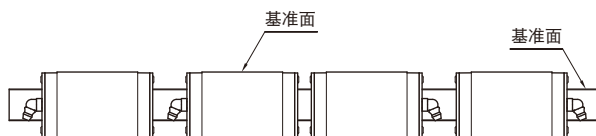
代码: C3R1



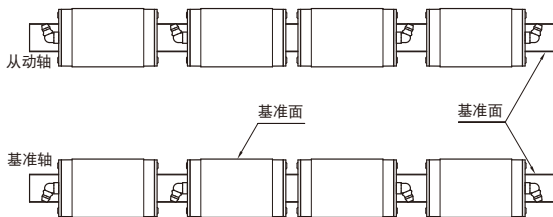
代码: C3R2



代码: C4R1



代码: C4R2

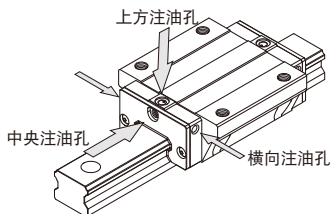


### 润滑位置

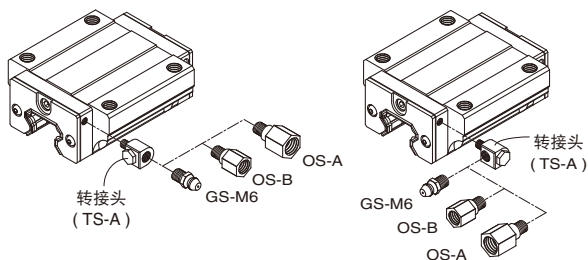
PMI 线性导轨系列提供滑块两端面中央与端盖横向及上方预留孔的润滑注油位置，如下图及下表所示。为防止异物侵入，端盖横向及上方预留孔没有贯穿，若有此横向及上方润滑需求，请于订货时说明。

横向润滑方式是透过转接头与黄油嘴或专用油管接头相连接，如下图所示。

### 润滑位置

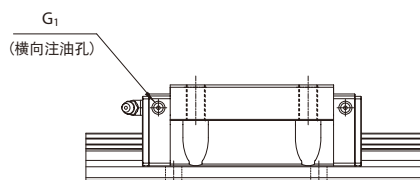
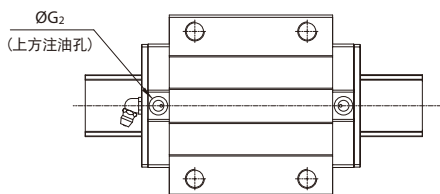


### 横向润滑方式



型号		中央注油	横向注油	
		适用油嘴	G1	适用油嘴
MSA 15	MSB 15	G-M4	M4×0.7P	G-M4
MSA 20	MSB 20	G-M6	M4×0.7P	G-M4
MSA 25	MSB 25	G-M6	M4×0.7P	G-M4
MSA 30	MSB 30	G-M6	M4×0.7P	G-M4
MSA 35	MSB 35	G-M6	M4×0.7P	G-M4
MSA 45		G-PT1/8	M4×0.7P	G-M4
MSA 55		G-PT1/8	M4×0.7P	G-M4
MSA 65		G-PT1/8	M4×0.7P	G-M4

注: MSA与MSB系列不提供上方注油选用。



型号	中央注油	横向注油		上方注油	
	适用油嘴	G1	适用油嘴	G2	O-ring
MSG 21	G-M6	M4×0.7P	G-M4	-	-
MSG 27	G-M6	M4×0.7P	G-M4	6.1	P3
MSG 35	G-M6	M4×0.7P	G-M4	7.3	P4

注: 横向注油无法使用TS-A进行配套

型号		中央注油	横向注油		上方注油	
		适用油嘴	G1	适用油嘴	G2	O-ring
-	MSR 20	G-M4	M4×0.7P	G-M4	9.2	P6
SMR 25	MSR 25	G-M6	M6×0.75P	G-M6	10.2	P7
SMR 30	MSR 30	G-M6	M6×0.75P	G-M6	10.2	P7
SMR 35	MSR 35	G-M6	M6×0.75P	G-M6	10.2	P7
SMR 45	MSR 45	G-PT1/8	M6×0.75P	G-M6	10.2	P7
SMR 55	MSR 55	G-PT1/8	M6×0.75P	G-M6	10.2	P7
SMR 65	MSR 65	G-PT1/8	M6×0.75P	G-M6	10.2	P7

型号		中央注油	横向注油		上方注油	
		适用油嘴	G1	适用油嘴	G2	O-ring
SME 15		G-M4	M4×0.7P	G-M4	-	-
SME 20		G-M6	M4×0.7P	G-M4	-	-
SME 25		G-M6	M4×0.7P	G-M4	-	-
SME 30		G-M6	M6×0.75P	G-M6	10.2	P7
SME 35		G-M6	M6×0.75P	G-M6	10.2	P7
SME 45		G-PT1/8	M6×0.75P	G-M6	10.2	P7